

## Diocese of Joliet Catholic Schools Office

### **Educational Excellence and Standardized Testing Information ~ Fall 2017**

In the Diocese of Joliet, parents choose a Catholic education because Catholic standards are incorporated into every aspect of the curriculum and school program. The educational setting provides a nurturing environment where each student is recognized as a unique child of God. Parents, as the primary educators of their child, partner with the school. Our instructional program is consistent with core Catholic values and similar to the academic curriculum expected throughout Illinois. Children discover their God-given talents through the religious and educational opportunities provided in all of our schools.

Students in the Diocese of Joliet take *The Iowa Assessment*<sup>™</sup> Form E, a standardized achievement test. This test provides information about how our students perform when compared to a national norm group of students from across the country. When compared to the national norm, our students score well. The Iowa tests place greater emphasis on problem-solving and critical thinking skills – the skills important to life-long success. The Catholic schools in the Diocese of Joliet take pride in preparing our students as lifelong learners formed in faith, educated for excellence, and sent to serve.

In the Joliet Diocese, individual school scores are not published for the following reasons:

- Differences in population and finances often have an affect on standardized test scores.
- The desire is to promote individuality of schools and to avoid competition. Schools are encouraged to work together to provide an excellent education for the students.
- These scores are only a snapshot view of each school. The educational program is broader than the scores of this one standardized test. For example, this test does not asses students' understanding of their faith and its application to their life. Another instrument, *Information for Growth: Assessment of Children/Youth Education* (IGF: ACRE), is used to evaluate the effectiveness of students learning in religion.
  - \* A comprehensive view of a student's progress is obtained by using multiple types of data collected throughout the school year.


Parents who are interested in enrolling their child or children in one of our schools may consult the Catholic Schools Office website at <http://www.dioceseofjoliet.org/cso/> or call a perspective school and ask to talk with the principal. After talking with the principal, a visit to the school may be scheduled. Hopefully, this will give parents an insight into the educational program of the school.

Students in grades three, five, and seven took *The Iowa Assessment* at the end of September 2017. Summary information for the Diocese of Joliet is outlined in this document.

## The Iowa Assessment ~ Fall 2017 Summary Information, Diocese of Joliet

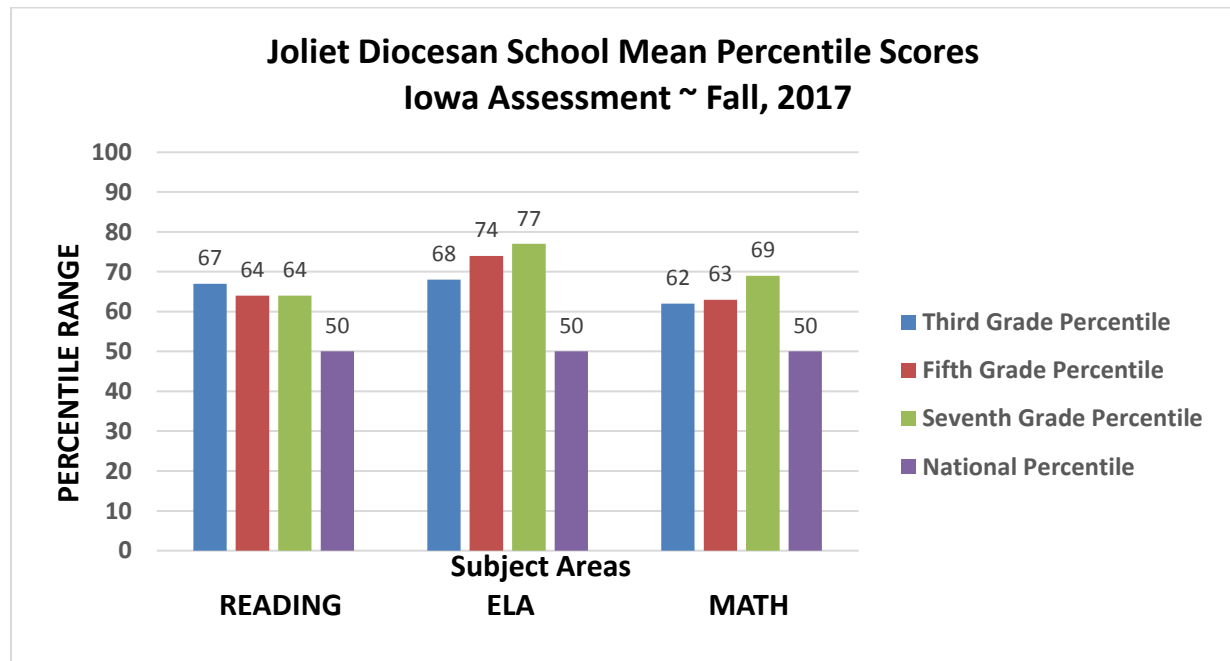
### PERCENT OF STUDENTS IN THE DIOCESE OF JOLIET AT OR ABOVE THE NATIONAL MEAN

The information below represents the percent of students who scored at or above the mean national percentile of 50 on *The Iowa Assessment*, Fall 2017. The scores below represent all students with an achievement score in grades three, five and seven.



### MEAN PERCENTILE FOR STUDENTS IN THE DIOCESE OF JOLIET

The mean percentile is the score of the average student in the Diocese of Joliet. The average student in the nation scores at the 50<sup>th</sup> percentile. The mean percentile\* scores for grades three, five and seven are listed below.

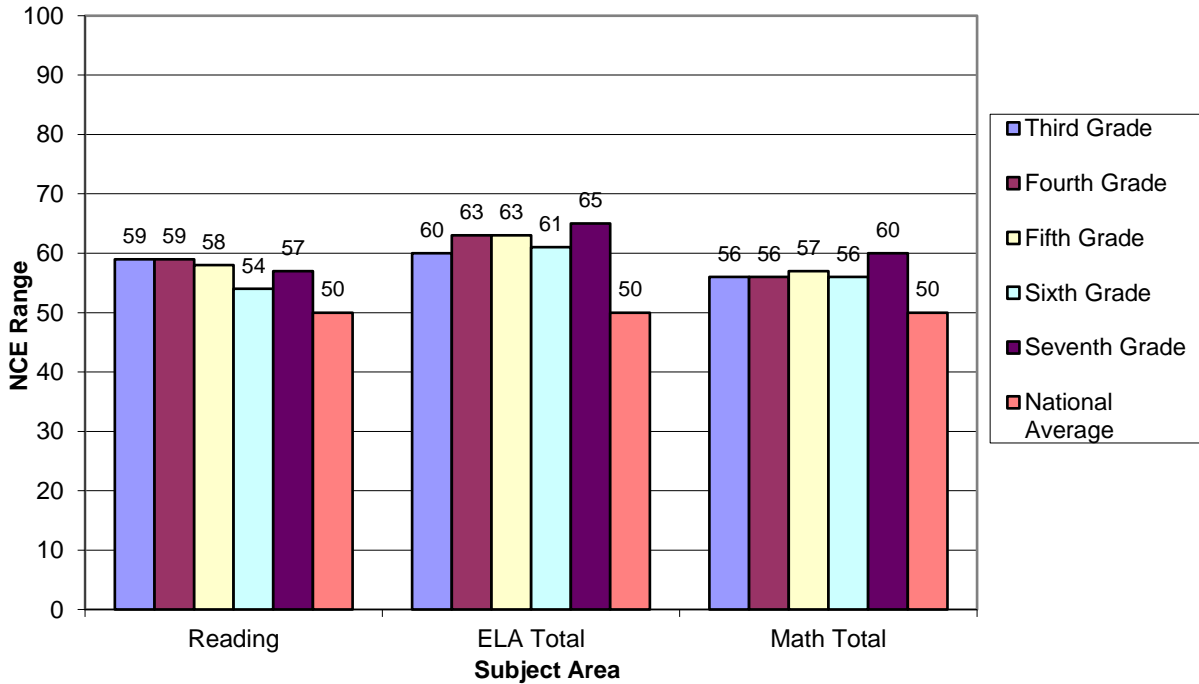


\* Since you cannot average percentiles, the mean percentile is the percentile rank of the average standard score.

**PROFILE OF STUDENTS WITH NORMAL CURVE EQUIVALENT (NCE) SCORES**

The Normal Curve Equivalent (NCE) was developed for use in program evaluations. The NCE, unlike the National Percentile, is an equal-interval scale and can be treated mathematically. The NCE scores for Diocesan students in grades three through seven are listed below. All students in grades three, five, and seven take *The Iowa Assessment*. Many schools also assess students in grades four and six. The NCE scores for Reading, Language and Mathematics are listed below.

**Joliet Diocesan School NCE Scores  
Iowa Assessment ~ Fall 2017**



**COGNITIVE ABILITIES TEST™ (CogAT) PROFILE**

The *Cognitive Abilities Test (CogAT)* measures reasoning and problem solving abilities that are critical for success in school. The data below indicates the grade levels, the Standard Age Scores (SAS), the age percentile scores and the age stanine scores. The mean scores are: 100 for SAS, 50 for percentile, and 5 for stanine.

Grade Level	CogAT SAS*	Age Percentile	Age Stanine
3	105	63	6
5	108	69	6
7	110	72	6

\* The SAS measures the ability for learning.